# 210-2010 Metric Cable Glands ( A-Type / Short Connection Thread )

PATENTED  Metric

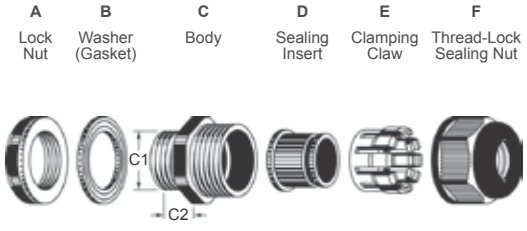

- Thread Type : Metric, according to EN 60423.
- Material Data : Halogen-free Nylon PA 66 ( Flammability UL 94V-2 ) for A.C.E.F parts. ( Contact us for Flammability V0 material )
  Standard in weather-resistant EPDM rubbers for B.D parts. ( NBR rubber is optional for oil-resistance applications )
  Our black cable glands are suitable for outdoor use have been subjected to UV light exposure and water immersion same as UL746C (f1) rating.
  UV ( Irradiance 340 nm ) exposure is performed by using a xenon-arc weatherometer for 1000 hours and intermittent exposure to water spray.
- IP Protection : IP68 - 5 bar.
- Working Temp. : - 40 °C to 105 °C ( - 40 °F to 221 °F ). Short-Term to 160 °C ( 320 °F ).
- Application : The refined polyamide cable gland with AVC's special A-type clamping design provides strong strain relief & watertight performance over the entire cable range from their widest variety of sizes. Besides, AVC UL-certified cable glands have the outstanding weather resistance and durability in outdoor / indoor cable entry applications suitably used for electrical/electronics technologies and any kind of equipment.

* Contact us for designing & ordering different sealing hole patterns with varying diameters. ( Sealing Inserts are not sold separately )
* AVC sealing inserts are available in split versions for mounting wires with pre-assembled terminals or connectors. ( Minimum order quantity is required )
* The **Washer ( Gasket )** and **Lock Nut** are all included in each cable gland, this saves additional ordering work and storage locations.

| Seal Holes | Thread | | Cat. No. Sizes | Black RAL 9005 | Light Grey RAL 7035 | Silver Grey RAL 7001 | Cable Range mmϕ | Thread O. D. C1 mm | Panel Mounting Hole mm | Thread Length C2 mm | Spanner Size A / F mm | Body Min. I. D. mm | Std. Pkg. pcs |
|---|---|---|---|---|---|---|---|---|---|---|---|---|---|
| A TYPE | Short Thread | M16 X 1.5 | MG16AS - 03 | B | G | SG | 3.1 ~ 2 | 16 | 16 ~ 16.3 | 10 | 22 / 19 | 7.8 | 50 |
| | | | MG16AS - 05 | B | G | SG | 5.3 ~ 3 | 16 | 16 ~ 16.3 | 10 | 22 / 19 | 7.8 | 50 |
| | | | MG16A - 06 - ST | B | G | SG | 7 ~ 4 | 16 | 16 ~ 16.3 | 10 | 22 / 22 | 10.5 | 50 |
| | | | MG16AL - 06 - ST | B | G | SG | 6.6 ~ 4 | 16 | 16 ~ 16.3 | 10 | 22 / 27 | 11 | 50 |
| | | | MG16AS - 08 | B | G | SG | 7.8 ~ 4.5 | 16 | 16 ~ 16.3 | 10 | 22 / 19 | 7.8 | 50 |
| | | | MG16A - 10 - ST | B | G | SG | 10 ~ 6 | 16 | 16 ~ 16.3 | 10 | 22 / 22 | 10.5 | 50 |
| | | | MG16AL - 11 - ST | B | G | SG | 11 ~ 7 | 16 | 16 ~ 16.3 | 10 | 22 / 27 | 11 | 50 |
| | | M20 X 1.5 | MG20AS - 06 | B | G | SG | 7 ~ 4 | 20 | 20 ~ 20.3 | 10 | 24 / 22 | 10 | 50 |
| | | | MG20A - 06 - ST | B | G | SG | 6.6 ~ 4 | 20 | 20 ~ 20.3 | 10 | 27 / 27 | 14 | 50 |
| | | | MG20AL - 06 - ST | B | G | SG | 6.6 ~ 5 | 20 | 20 ~ 20.3 | 10 | 27 / 33 | 14.5 | 50 |
| | | | MG20AS - 10 | B | G | SG | 10 ~ 6 | 20 | 20 ~ 20.3 | 10 | 24 / 22 | 10 | 50 |
| | | | MG20A - 10 - ST | B | G | SG | 11 ~ 7 | 20 | 20 ~ 20.3 | 10 | 27 / 27 | 14 | 50 |
| | | | MG20AL - 10 - ST | B | G | SG | 10.5 ~ 6 | 20 | 20 ~ 20.3 | 10 | 27 / 33 | 14.5 | 50 |
| | | | MG20A - 14 - ST | B | G | SG | 14 ~ 9 | 20 | 20 ~ 20.3 | 10 | 27 / 27 | 14 | 50 |
| | | | MG20AL - 14 - ST | B | G | SG | 14.5 ~ 9 | 20 | 20 ~ 20.3 | 10 | 27 / 33 | 14.5 | 50 |
| | | | MG20AL - 15 - ST | B | G | SG | 14.5 ~ 11 | 20 | 20 ~ 20.3 | 10 | 27 / 33 | 14.5 | 50 |
| | | M25 X 1.5 | MG25AS - 06 | B | G | SG | 6.6 ~ 4 | 25 | 25 ~ 25.4 | 12 | 33 / 27 | 14 | 50 |
| | | | MG25A - 06 - ST | B | G | SG | 6.6 ~ 5 | 25 | 25 ~ 25.4 | 10 | 33 / 33 | 19 | 50 |
| | | | MG25AL - 06 - ST | B | G | SG | 6.5 ~ 4.8 | 25 | 25 ~ 25.4 | 10 | 33 / 39 | 19 | 50 |
| | | | MG25AS - 10 | B | G | SG | 11 ~ 7 | 25 | 25 ~ 25.4 | 12 | 33 / 27 | 14 | 50 |
| | | | MG25A - 10 - ST | B | G | SG | 10.5 ~ 6 | 25 | 25 ~ 25.4 | 10 | 33 / 33 | 19 | 50 |
| | | | MG25AL - 10 - ST | B | G | SG | 10.4 ~ 7.5 | 25 | 25 ~ 25.4 | 10 | 33 / 39 | 19 | 50 |
| | | | MG25AS - 14 | B | G | SG | 14 ~ 9 | 25 | 25 ~ 25.4 | 12 | 33 / 27 | 14 | 50 |
| | | | MG25A - 14 - ST | B | G | SG | 14.7 ~ 9 | 25 | 25 ~ 25.4 | 10 | 33 / 33 | 19 | 50 |
| | | | MG25AL - 14 - ST | B | G | SG | 14.7 ~ 10.5 | 25 | 25 ~ 25.4 | 10 | 33 / 39 | 19 | 50 |
| | | | MG25A - 16 - ST | B | G | SG | 16 ~ 12 | 25 | 25 ~ 25.4 | 10 | 33 / 33 | 19 | 50 |
| | | | MG25AL - 16 - ST | B | G | SG | 16 ~ 12 | 25 | 25 ~ 25.4 | 10 | 33 / 39 | 19 | 50 |
| | | | MG25A - 18 - ST | B | G | SG | 18 ~ 14 | 25 | 25 ~ 25.4 | 10 | 33 / 33 | 19 | 50 |
| | | | MG25AL - 19 - ST | B | G | SG | 19 ~ 14.5 | 25 | 25 ~ 25.4 | 10 | 33 / 39 | 19 | 50 |
| | | M32 X 1.5 | MG32AS - 06 | B | G | SG | 6.6 ~ 5 | 32 | 32 ~ 32.4 | 12 | 41 / 33 | 19 | 10 |
| | | | MG32A - 06 - ST | B | G | SG | 6.8 ~ 5 | 32 | 32 ~ 32.4 | 11 | 41 / 42 | 25 | 10 |
| | | | MG32AS - 10 | B | G | SG | 10.5 ~ 6 | 32 | 32 ~ 32.4 | 12 | 41 / 33 | 19 | 10 |
| | | | MG32AS - 14 | B | G | SG | 14.7 ~ 9 | 32 | 32 ~ 32.4 | 12 | 41 / 33 | 19 | 10 |
| | | | MG32AS - 16 | B | G | SG | 16 ~ 12 | 32 | 32 ~ 32.4 | 12 | 41 / 33 | 19 | 10 |
| | | | MG32AS - 18 | B | G | SG | 18 ~ 14 | 32 | 32 ~ 32.4 | 12 | 41 / 33 | 19 | 10 |
| | | | MG32A - 22 - ST | B | G | SG | 22 ~ 16 | 32 | 32 ~ 32.4 | 11 | 41 / 42 | 25 | 10 |
| | | | MG32A - 25 - ST | B | G | SG | 25 ~ 18 | 32 | 32 ~ 32.4 | 11 | 41 / 42 | 25 | 10 |
| | | | MG32AL - 26 - ST | B | G | SG | 26.2 ~ 21.5 | 32 | 32 ~ 32.4 | 10 | 41 / 45 | 26.2 | 10 |
| | | M40 X 1.5 | MG40A - 25 - ST | B | G | SG | 25 ~ 21 | 40 | 40 ~ 40.4 | 12 | 50 / 52 | 32 | 10 |
| | | | MG40A - 30 - ST | B | G | SG | 30 ~ 24 | 40 | 40 ~ 40.4 | 12 | 50 / 52 | 32 | 10 |
| | | M50 X 1.5 | MG50A - 32 - ST | B | G | SG | 32 ~ 26 | 50 | 50 ~ 50.4 | 15 | 62 / 62 | 41 | 10 |
| | | | MG50A - 39 - ST | B | G | SG | 41 ~ 31 | 50 | 50 ~ 50.4 | 15 | 62 / 62 | 41 | 10 |
| | | M63 X 1.5 | MG63A - 46 - ST | B | G | SG | 46 ~ 40 | 63 | 63 ~ 63.4 | 15 | 75 / 78 | 51 | 10 |
| | | | MG63A - 49 - ST | B | G | SG | 51 ~ 44 | 63 | 63 ~ 63.4 | 15 | 75 / 78 | 51 | 10 |

# 210-2010 Metric Cable Glands ( A-Type / Long Connection Thread )

PATENTED  Metric

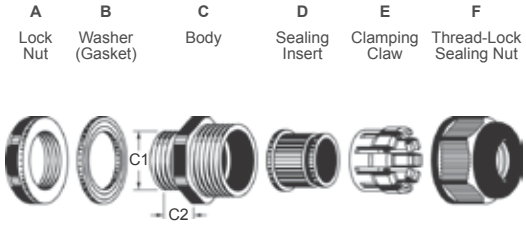

- Thread Type : Metric, according to EN 60423.
- Material Data : Halogen-free Nylon PA 66 ( Flammability UL 94V-2 ) for A.C.E.F parts. ( Contact us for Flammability V0 material )
  Standard in weather-resistant EPDM rubbers for B.D parts. ( NBR rubber is optional for oil-resistance applications )
  Our black cable glands are suitable for outdoor use have been subjected to UV light exposure and water immersion same as UL746C (f1) rating.
  UV ( Irradiance 340 nm ) exposure is performed by using a xenon-arc weatherometer for 1000 hours and intermittent exposure to water spray.
- IP Protection : IP68 - 5 bar.
- Working Temp. : - 40 °C to 105 °C ( - 40 °F to 221 °F ). Short-Term to 160 °C ( 320 °F ).
- Application : The refined polyamide cable gland with AVC's special A-type clamping design provides strong strain relief & watertight performance over the entire cable range ( 2 mm - 77 mm ) from their widest variety of sizes. Besides, AVC UL-certified cable glands have the outstanding weather resistance and durability in outdoor / indoor cable entry applications suitably used for electrical/electronics technologies and any kind of equipment.

* Contact us for designing & ordering different sealing hole patterns with varying diameters. ( Sealing Inserts are not sold separately )
* AVC sealing inserts are available in split versions for mounting wires with pre-assembled terminals or connectors. ( Minimum order quantity is required )
* The **Washer ( Gasket )** and **Lock Nut** are all included in each cable gland, this saves additional ordering work and storage locations.

| Seal Holes | Thread | | Cat. No. Sizes | Black RAL 9005 | Light Grey RAL 7035 | Silver Grey RAL 7001 | Cable Range mmϕ | Thread O. D. C1 mm | Panel Mounting Hole mm | Thread Length C2 mm | Spanner Size A / F mm | Body Min. I. D. mm | Std. Pkg. pcs |
|---|---|---|---|---|---|---|---|---|---|---|---|---|---|
| A TYPE | Long Thread | M12 X 1.5 | MG12A - 03 | B | G | SG | 3.1 ~ 2 | 12 | 12 ~ 12.3 | 9 | 18 / 19 | 7.8 | 50 |
| | | | MG12A - 05 | B | G | SG | 5.3 ~ 3 | 12 | 12 ~ 12.3 | 9 | 18 / 19 | 7.8 | 50 |
| | | | MG12A - 08 | B | G | SG | 7.8 ~ 4.5 | 12 | 12 ~ 12.3 | 9 | 18 / 19 | 7.8 | 50 |
| | | M16 X 1.5 | MG16A - 06 | B | G | SG | 7 ~ 4 | 16 | 16 ~ 16.3 | 15 | 22 / 22 | 10.5 | 50 |
| | | | MG16AL - 06 | B | G | SG | 6.6 ~ 4 | 16 | 16 ~ 16.3 | 15 | 22 / 27 | 11 | 50 |
| | | | MG16A - 10 | B | G | SG | 10 ~ 6 | 16 | 16 ~ 16.3 | 15 | 22 / 22 | 10.5 | 50 |
| | | | MG16AL - 11 | B | G | SG | 11 ~ 7 | 16 | 16 ~ 16.3 | 15 | 22 / 27 | 11 | 50 |
| | | M20 X 1.5 | MG20A - 06 | B | G | SG | 6.6 ~ 4 | 20 | 20 ~ 20.3 | 15 | 27 / 27 | 14 | 50 |
| | | | MG20AL - 06 | B | G | SG | 6.6 ~ 5 | 20 | 20 ~ 20.3 | 15 | 27 / 33 | 14.5 | 50 |
| | | | MG20AM- 08 | B | G | SG | 8.8 ~ 5 | 20 | 20 ~ 20.3 | 15 | 24 / 24 | 12.5 | 50 |
| | | | MG20A - 10 | B | G | SG | 11 ~ 7 | 20 | 20 ~ 20.3 | 15 | 27 / 27 | 14 | 50 |
| | | | MG20AL - 10 | B | G | SG | 10.5 ~ 6 | 20 | 20 ~ 20.3 | 15 | 27 / 33 | 14.5 | 50 |
| | | | MG20AM- 11 | B | G | SG | 12 ~ 7 | 20 | 20 ~ 20.3 | 15 | 24 / 24 | 12.5 | 50 |
| | | | MG20A - 14 | B | G | SG | 14 ~ 9 | 20 | 20 ~ 20.3 | 15 | 27 / 27 | 14 | 50 |
| | | | MG20AL - 14 | B | G | SG | 14.5 ~ 9 | 20 | 20 ~ 20.3 | 15 | 27 / 33 | 14.5 | 50 |
| | | | MG20AL - 15 | B | G | SG | 14.5 ~ 11 | 20 | 20 ~ 20.3 | 15 | 27 / 33 | 14.5 | 50 |
| | | M25 X 1.5 | MG25A - 06 | B | G | SG | 6.6 ~ 5 | 25 | 25 ~ 25.4 | 15 | 33 / 33 | 19 | 50 |
| | | | MG25AL - 06 | B | G | SG | 6.5 ~ 4.8 | 25 | 25 ~ 25.4 | 15 | 33 / 39 | 19 | 50 |
| | | | MG25A - 10 | B | G | SG | 10.5 ~ 6 | 25 | 25 ~ 25.4 | 15 | 33 / 33 | 19 | 50 |
| | | | MG25AL - 10 | B | G | SG | 10.4 ~ 7.5 | 25 | 25 ~ 25.4 | 15 | 33 / 39 | 19 | 50 |
| | | | MG25A - 14 | B | G | SG | 14.7 ~ 9 | 25 | 25 ~ 25.4 | 15 | 33 / 33 | 19 | 50 |
| | | | MG25AL - 14 | B | G | SG | 14.7 ~ 10.5 | 25 | 25 ~ 25.4 | 15 | 33 / 39 | 19 | 50 |
| | | | MG25A - 16 | B | G | SG | 16 ~ 12 | 25 | 25 ~ 25.4 | 15 | 33 / 33 | 19 | 50 |
| | | | MG25AL - 16 | B | G | SG | 16 ~ 12 | 25 | 25 ~ 25.4 | 15 | 33 / 39 | 19 | 50 |
| | | | MG25A - 18 | B | G | SG | 18 ~ 14 | 25 | 25 ~ 25.4 | 15 | 33 / 33 | 19 | 50 |
| | | | MG25AL - 19 | B | G | SG | 19 ~ 14.5 | 25 | 25 ~ 25.4 | 15 | 33 / 39 | 19 | 50 |
| | | M32 X 1.5 | MG32A - 06 | B | G | SG | 6.8 ~ 5 | 32 | 32 ~ 32.4 | 15 | 41 / 42 | 25 | 10 |
| | | | MG32A - 22 | B | G | SG | 22 ~ 16 | 32 | 32 ~ 32.4 | 15 | 41 / 42 | 25 | 10 |
| | | | MG32A - 25 | B | G | SG | 25 ~ 18 | 32 | 32 ~ 32.4 | 15 | 41 / 42 | 25 | 10 |
| | | | MG32AL - 26 | B | G | SG | 26.2 ~ 21.5 | 32 | 32 ~ 32.4 | 15 | 41 / 45 | 26.2 | 10 |
| | | M40 X 1.5 | MG40A - 25 | B | G | SG | 25 ~ 21 | 40 | 40 ~ 40.4 | 20 | 50 / 52 | 32 | 10 |
| | | | MG40A - 30 | B | G | SG | 30 ~ 24 | 40 | 40 ~ 40.4 | 20 | 50 / 52 | 32 | 10 |
| | | M50 X 1.5 | MG50A - 32 | B | G | SG | 32 ~ 26 | 50 | 50 ~ 50.4 | 22 | 62 / 62 | 41 | 10 |
| | | | MG50A - 39 | B | G | SG | 41 ~ 31 | 50 | 50 ~ 50.4 | 22 | 62 / 62 | 41 | 10 |
| | | M63 X 1.5 | MG63A - 46 | B | G | SG | 46 ~ 40 | 63 | 63 ~ 63.4 | 25 | 75 / 78 | 51 | 10 |
| | | | MG63A - 49 | B | G | SG | 51 ~ 44 | 63 | 63 ~ 63.4 | 25 | 75 / 78 | 51 | 10 |
| | | M75 X 2 | MG75A - 56 | B | G | SG | 56 ~ 50 | 75 | 75 ~ 75.6 | 25 | 92 / 92 | 66 | 2 |
| | | | MG75A - 66 | B | G | SG | 66 ~ 56 | 75 | 75 ~ 75.6 | 25 | 92 / 92 | 66 | 2 |
| | | M90 X 2 | MG90A - 68 | B | G | SG | 68 ~ 58 | 90 | 90 ~ 91 | 25 | 110 / 110 | 79 | 2 |
| | | | MG90A - 77 | B | G | SG | 77 ~ 66 | 90 | 90 ~ 91 | 25 | 110 / 110 | 79 | 2 |

# 210-2010 Metric Cable Glands ( B-Type / Short Connection Thread )

PATENTED  Metric

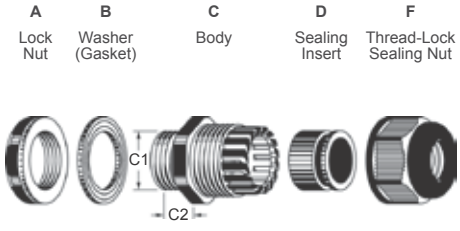

- Thread Type : Metric, according to EN 60423.
- Material Data : Halogen-free Nylon PA 66 ( Flammability UL 94V-2 ) for A.C.F parts. ( Contact us for Flammability V0 material )
  Weather-resistant EPDM rubbers for B.D parts. ( NBR rubber is optional for oil-resistance applications )
  Our black cable glands are suitable for outdoor use have been subjected to UV light exposure and water immersion same as UL746C (f1) rating.
  UV ( Irradiance 340 nm ) exposure is performed by using a xenon-arc weatherometer for 1000 hours and intermittent exposure to water spray.
- IP Protection : IP68 - 5 bar.
- Working Temp. : - 40 °C to 105 °C ( - 40 °F to 221 °F ). Short-Term to 160 °C ( 320 °F ).
- Application : The refined polyamide cable gland with AVC's special B-type clamping & sealing design has been proven its worth over the years providing strong strain relief & watertight performance over an entire cable range from their widest variety of body sizes & sealing inserts. Besides, AVC UL-certified cable glands have outstanding weather resistance and durability in outdoor / indoor cable entry applications which are suitably used for electrical and electronics technologies, machines, telecommunications, wireless networking ODUs, power supplies, switches, junction boxes, solar PV modules, inverters, lightings, displays, traffics, signals, surveillance cameras, measurings, sensors, plant engineerings, installations and any kind of equipment.

* Contact us for designing & ordering different sealing hole patterns with varying diameters. ( Sealing Inserts are not sold separately )
* AVC sealing inserts are available in split versions for mounting wires with pre-assembled terminals or connectors. ( Minimum order quantity is required )
* The **Washer ( Gasket )** and **Lock Nut** are all included in each cable gland, this saves additional ordering work and storage locations.

| Seal Holes | Thread | | Cat. No. Sizes | Black RAL 9005 | Light Grey RAL 7035 | Silver Grey RAL 7001 | Cable Range mmϕ | Thread O. D. C1 mm | Panel Mounting Hole mm | Thread Length C2 mm | Spanner Size A / F mm | Body Min. I. D. mm | Std. Pkg. pcs |
|---|---|---|---|---|---|---|---|---|---|---|---|---|---|
| B TYPE | Short Thread | M12 X 1.5 | MGB12 - 05 - ST | B | G | SG | 5.5 ~ 3 | 12 | 12 ~ 12.3 | 8.5 | 18 / 15 | 7 | 50 |
| | | | MGB12 - 07 - ST | B | G | SG | 6.8 ~ 4 | 12 | 12 ~ 12.3 | 8.5 | 18 / 15 | 7 | 50 |
| | | M16 X 1.5 | MGB16MM - 07 - ST | B | G | SG | 6.7 ~ 3.5 | 16 | 16 ~ 16.3 | 8.8 | 22 / 19 | 10 | 50 |
| | | | MGB16M - 07 - ST | B | G | SG | 6.7 ~ 3.5 | 16 | 16 ~ 16.3 | 8.8 | 22 / 20 | 10 | 50 |
| | | | MGB16 - 07 - ST | B | G | SG | 7 ~ 4 | 16 | 16 ~ 16.3 | 10 | 22 / 22 | 10.5 | 50 |
| | | | MGB16MM - 10 - ST | B | G | SG | 10 ~ 6.6 | 16 | 16 ~ 16.3 | 8.8 | 22 / 19 | 10 | 50 |
| | | | MGB16M - 10 - ST | B | G | SG | 10 ~ 6.6 | 16 | 16 ~ 16.3 | 8.8 | 22 / 20 | 10 | 50 |
| | | | MGB16 - 10 - ST | B | G | SG | 10.5 ~ 6 | 16 | 16 ~ 16.3 | 10 | 22 / 22 | 10.5 | 50 |
| | | M20 X 1.5 | MGB20M - 08 - ST | B | G | SG | 9 ~ 4.5 | 20 | 20 ~ 20.3 | 9.5 | 24 / 24 | 12.5 | 50 |
| | | | MGB20 - 10 - ST | B | G | SG | 11.2 ~ 5.5 | 20 | 20 ~ 20.3 | 10 | 27 / 27 | 14 | 50 |
| | | | MGB20M - 12 - ST | B | G | SG | 12.5 ~ 6.5 | 20 | 20 ~ 20.3 | 9.5 | 24 / 24 | 12.5 | 50 |
| | | | MGB20 - 14 - ST | B | G | SG | 14 ~ 8 | 20 | 20 ~ 20.3 | 10 | 27 / 27 | 14 | 50 |
| | | M25 X 1.5 | MGB25 - 16 - ST | B | G | SG | 16.2 ~ 10.5 | 25 | 25 ~ 25.4 | 10 | 33 / 33 | 19 | 50 |
| | | | MGB25 - 18 - ST | B | G | SG | 18.5 ~ 13 | 25 | 25 ~ 25.4 | 10 | 33 / 33 | 19 | 50 |
| | | M32 X 1.5 | MGB32 - 22 - ST | B | G | SG | 22 ~ 16 | 32 | 32 ~ 32.4 | 10 | 41 / 42 | 25 | 10 |
| | | | MGB32 - 25 - ST | B | G | SG | 25 ~ 18 | 32 | 32 ~ 32.4 | 10 | 41 / 42 | 25 | 10 |

# 210-2010 Metric Cable Glands ( B-Type / Long Connection Thread )

PATENTED  Metric

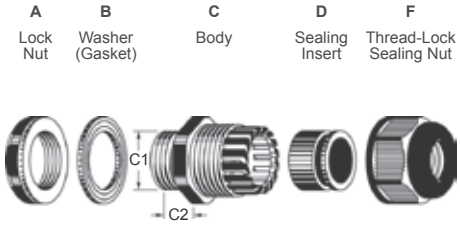

- Thread Type : Metric, according to EN 60423.
- Material Data : Halogen-free Nylon PA 66 ( Flammability UL 94V-2 ) for A.C.F parts. ( Contact us for Flammability V0 material )
  Weather-resistant EPDM rubbers for B.D parts. ( NBR rubber is optional for oil-resistance applications )
  Our black cable glands are suitable for outdoor use have been subjected to UV light exposure and water immersion same as UL746C (f1) rating.
  UV ( Irradiance 340 nm ) exposure is performed by using a xenon-arc weatherometer for 1000 hours and intermittent exposure to water spray.
- IP Protection : IP68 - 5 bar.
- Working Temp. : - 40 °C to 105 °C ( - 40 °F to 221 °F ). Short-Term to 160 °C ( 320 °F ).
- Application : The refined polyamide cable gland with AVC's special B-type clamping & sealing design has been proven its worth over the years providing strong strain relief & watertight performance over an entire cable range from their widest variety of body sizes & sealing inserts. Besides, AVC UL-certified cable glands have outstanding weather resistance and durability in outdoor / indoor cable entry applications which are suitably used for electrical and electronics technologies, machines, telecommunications, wireless networking ODUs, power supplies, switches, junction boxes, solar PV modules, inverters, lightings, displays, traffics, signals, surveillance cameras, measurings, sensors, plant engineerings, installations and any kind of equipment.

* Contact us for designing & ordering different sealing hole patterns with varying diameters. ( Sealing Inserts are not sold separately )
* AVC sealing inserts are available in split versions for mounting wires with pre-assembled terminals or connectors. ( Minimum order quantity is required )
* The **Washer ( Gasket )** and **Lock Nut** are all included in each cable gland, this saves additional ordering work and storage locations.

| Seal Holes | Thread | | Cat. No. Sizes | Black RAL 9005 | Light Grey RAL 7035 | Silver Grey RAL 7001 | Cable Range mmϕ | Thread O. D. C1 mm | Panel Mounting Hole mm | Thread Length C2 mm | Spanner Size A / F mm | Body Min. I. D. mm | Std. Pkg. pcs |
|---|---|---|---|---|---|---|---|---|---|---|---|---|---|
| B TYPE | Long Thread | M12 X 1.5 | MGB12L - 03 | B | G | SG | 3.1 ~ 2 | 12 | 12 ~ 12.3 | 15 | 18 / 19 | 8 | 50 |
| | | | MGB12L - 05 | B | G | SG | 5.5 ~ 3 | 12 | 12 ~ 12.3 | 15 | 18 / 19 | 8 | 50 |
| | | | MGB12L - 08 | B | G | SG | 8 ~ 4.5 | 12 | 12 ~ 12.3 | 15 | 18 / 19 | 8 | 50 |
| | | M16 X 1.5 | MGB16 - 07 | B | G | SG | 7 ~ 4 | 16 | 16 ~ 16.3 | 15 | 22 / 22 | 11 | 50 |
| | | | MGB16 - 10 | B | G | SG | 11 ~ 6 | 16 | 16 ~ 16.3 | 15 | 22 / 22 | 11 | 50 |
| | | M20 X 1.5 | MGB20M- 08 | B | G | SG | 9 ~ 4.5 | 20 | 20 ~ 20.3 | 15 | 24 / 24 | 12.5 | 50 |
| | | | MGB20 - 10 | B | G | SG | 11.2 ~ 5.5 | 20 | 20 ~ 20.3 | 15 | 27 / 27 | 14 | 50 |
| | | | MGB20M- 12 | B | G | SG | 12.5 ~ 6.5 | 20 | 20 ~ 20.3 | 15 | 24 / 24 | 12.5 | 50 |
| | | | MGB20M- 13 | B | G | SG | 13 ~ 6.5 | 20 | 20 ~ 20.3 | 15 | 24 / 24 | 13 | 50 |
| | | | MGB20 - 14 | B | G | SG | 14 ~ 8 | 20 | 20 ~ 20.3 | 15 | 27 / 27 | 14 | 50 |
| | | M25 X 1.5 | MGB25 - 16 | B | G | SG | 16.2 ~ 10.5 | 25 | 25 ~ 25.4 | 15 | 33 / 33 | 19 | 50 |
| | | | MGB25 - 18 | B | G | SG | 18.5 ~ 13 | 25 | 25 ~ 25.4 | 15 | 33 / 33 | 19 | 50 |
| | | M32 X 1.5 | MGB32 - 22 | B | G | SG | 22 ~ 16 | 32 | 32 ~ 32.4 | 15 | 41 / 42 | 25 | 10 |
| | | | MGB32 - 25 | B | G | SG | 25 ~ 18 | 32 | 32 ~ 32.4 | 15 | 41 / 42 | 25 | 10 |
| | | M40 X 1.5 | MGB40 - 25 | B | G | SG | 26.5 ~ 21 | 40 | 40 ~ 40.4 | 15 | 50 / 52 | 32 | 10 |
| | | | MGB40 - 30 | B | G | SG | 32 ~ 24 | 40 | 40 ~ 40.4 | 15 | 50 / 52 | 32 | 10 |
| | | M50 X 1.5 | MGB50 - 32 | B | G | SG | 32 ~ 26 | 50 | 50 ~ 50.4 | 20 | 62 / 62 | 41 | 10 |
| | | | MGB50 - 39 | B | G | SG | 41 ~ 31 | 50 | 50 ~ 50.4 | 20 | 62 / 62 | 41 | 10 |
| | | M63 X 1.5 | MGB63 - 46 | B | G | SG | 46 ~ 38 | 63 | 63 ~ 63.4 | 20 | 75 / 76 | 51 | 10 |
| | | | MGB63 - 49 | B | G | SG | 51 ~ 44 | 63 | 63 ~ 63.4 | 20 | 75 / 76 | 51 | 10 |

# 210-2010 PG Cable Glands (A-Type)

PATENTED PG

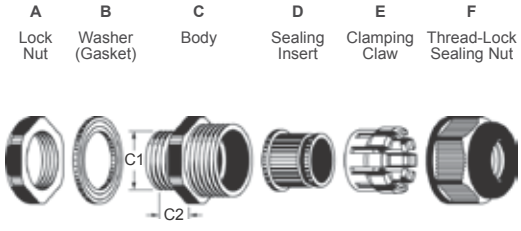

- Thread Type : PG, according to DIN 40430.
- Material Data : Halogen-free Nylon PA 66 ( Flammability UL 94V-2 ) for A.C.E.F parts. ( Contact us for Flammability V0 material )
  Weather-resistant EPDM rubbers for B.D parts. ( NBR rubber is optional for oil-resistance applications )
  Our black cable glands are suitable for outdoor use have been subjected to UV light exposure and water immersion same as UL746C (f1) rating.
  UV ( Irradiance 340 nm ) exposure is performed by using a xenon-arc weatherometer for 1000 hours and intermittent exposure to water spray.
- IP Protection : IP68 - 5 bar.
- Working Temp. : - 40 °C to 105 °C ( - 40 °F to 221 °F ). Short-Term to 160 °C ( 320 °F ).
- Application : The refined polyamide cable gland with AVC's special A-type clamping & sealing design has been proven its worth over the years providing strong strain relief & watertight performance over an entire cable range from their widest variety of body sizes & sealing inserts. Besides, AVC UL-certified cable glands have outstanding weather resistance and durability in outdoor / indoor cable entry applications which are suitably used for electrical and electronics technologies, machines, telecommunications, wireless networking ODUs, power supplies, switches, junction boxes, solar PV modules, inverters, lightings, displays, traffics, signals, surveillance cameras, measurings, sensors and any kind of equipment.

* Contact us for designing & ordering different sealing hole patterns with varying diameters. ( Sealing Inserts are not sold separately )
* AVC sealing inserts are available in split versions for mounting wires with pre-assembled terminals or connectors. ( Minimum order quantity is required )
* The **Washer ( Gasket )** and **Lock Nut** are all included in each cable gland, this saves additional ordering work and storage locations.

| Seal Holes | Thread | Cat. No. Sizes | Black RAL 9005 | Light Grey RAL 7035 | Silver Grey RAL 7001 | Cable Range mmϕ | Thread O. D. C1 mm | Panel Mounting Hole mm | Thread Length C2 mm | Spanner Size A / F mm | Body Min. I. D. mm | Std. Pkg. pcs |
|---|---|---|---|---|---|---|---|---|---|---|---|---|
| A TYPE | PG 7 | PGA7 - 03 | B | G | SG | 3.1 ~ 2 | 12.5 | 12.5 ~ 12.8 | 8.5 | 17 / 19 | 8 | 50 |
| | | PGA7 - 05 | B | G | SG | 5.3 ~ 3 | 12.5 | 12.5 ~ 12.8 | 8.5 | 17 / 19 | 8 | 50 |
| | | PGA7 - 08 | B | G | SG | 7.8 ~ 4.5 | 12.5 | 12.5 ~ 12.8 | 8.5 | 17 / 19 | 8 | 50 |
| | PG 9 | PGA9 - 03 | B | G | SG | 3.1 ~ 2 | 15.2 | 15.2 ~ 15.5 | 9 | 22 / 19 | 8 | 50 |
| | | PGA9 - 05 | B | G | SG | 5.3 ~ 3 | 15.2 | 15.2 ~ 15.5 | 9 | 22 / 19 | 8 | 50 |
| | | PGA9 - 08 | B | G | SG | 7.8 ~ 4.5 | 15.2 | 15.2 ~ 15.5 | 9 | 22 / 19 | 8 | 50 |
| | | PGA9L - 10 | B | G | SG | 10.2 ~ 6 | 15.2 | 15.2 ~ 15.5 | 10 | 22 / 22 | 10.2 | 50 |
| | PG 11 | PGA11 - 06 | B | G | SG | 7 ~ 4 | 18.6 | 18.6 ~ 18.9 | 10 | 24 / 22 | 10.5 | 50 |
| | | PGA11 - 10 | B | G | SG | 10 ~ 6 | 18.6 | 18.6 ~ 18.9 | 10 | 24 / 22 | 10.5 | 50 |
| | | PGA11L - 14 | B | G | SG | 13.5 ~ 9 | 18.6 | 18.6 ~ 18.9 | 10 | 24 / 27 | 13.5 | 50 |
| | PG 13.5 | PGA13.5 - 08 | B | G | SG | 8.8 ~ 5 | 20.4 | 20.4 ~ 20.7 | 10 | 27 / 24 | 12.5 | 50 |
| | | PGA13.5 - 11 | B | G | SG | 12 ~ 7 | 20.4 | 20.4 ~ 20.7 | 10 | 27 / 24 | 12.5 | 50 |
| | | PGA13.5L - 14 | B | G | SG | 14 ~ 9 | 20.4 | 20.4 ~ 20.7 | 10 | 27 / 27 | 14 | 50 |
| | PG 16 | PGA16 - 06 | B | G | SG | 6.6 ~ 4 | 22.5 | 22.5 ~ 22.8 | 11 | 30 / 27 | 14 | 50 |
| | | PGA16L - 06 | B | G | SG | 6.6 ~ 5 | 22.5 | 22.5 ~ 22.8 | 10 | 30 / 33 | 16 | 50 |
| | | PGA16 - 10 | B | G | SG | 11 ~ 7 | 22.5 | 22.5 ~ 22.8 | 11 | 30 / 27 | 14 | 50 |
| | | PGA16L - 10 | B | G | SG | 10.5 ~ 6 | 22.5 | 22.5 ~ 22.8 | 10 | 30 / 33 | 16 | 50 |
| | | PGA16 - 14 | B | G | SG | 14 ~ 9 | 22.5 | 22.5 ~ 22.8 | 11 | 30 / 27 | 14 | 50 |
| | | PGA16L - 14 | B | G | SG | 14.7 ~ 9 | 22.5 | 22.5 ~ 22.8 | 10 | 30 / 33 | 16 | 50 |
| | | PGA16L - 16 | B | G | SG | 16 ~ 12 | 22.5 | 22.5 ~ 22.8 | 10 | 30 / 33 | 16 | 50 |
| | PG 21 | PGA21 - 06 | B | G | SG | 6.6 ~ 5 | 28.3 | 28.3 ~ 28.7 | 12.5 | 36 / 33 | 18.5 | 50 |
| | | PGA21L - 06 | B | G | SG | 6.5 ~ 4.8 | 28.3 | 28.3 ~ 28.7 | 12 | 36 / 39 | 22 | 50 |
| | | PGA21 - 10 | B | G | SG | 10.5 ~ 6 | 28.3 | 28.3 ~ 28.7 | 12.5 | 36 / 33 | 18.5 | 50 |
| | | PGA21L - 10 | B | G | SG | 10.4 ~ 7.5 | 28.3 | 28.3 ~ 28.7 | 12 | 36 / 39 | 22 | 50 |
| | | PGA21 - 14 | B | G | SG | 14.7 ~ 9 | 28.3 | 28.3 ~ 28.7 | 12.5 | 36 / 33 | 18.5 | 50 |
| | | PGA21L - 14 | B | G | SG | 14.7 ~ 10.5 | 28.3 | 28.3 ~ 28.7 | 12 | 36 / 39 | 22 | 50 |
| | | PGA21 - 16 | B | G | SG | 16 ~ 12 | 28.3 | 28.3 ~ 28.7 | 12.5 | 36 / 33 | 18.5 | 50 |
| | | PGA21L - 16 | B | G | SG | 16 ~ 12 | 28.3 | 28.3 ~ 28.7 | 12 | 36 / 39 | 22 | 50 |
| | | PGA21 - 18 | B | G | SG | 18 ~ 14 | 28.3 | 28.3 ~ 28.7 | 12.5 | 36 / 33 | 18.5 | 50 |
| | | PGA21L - 19 | B | G | SG | 19.5 ~ 14.5 | 28.3 | 28.3 ~ 28.7 | 12 | 36 / 39 | 22 | 50 |
| | | PGA21L - 23 | B | G | SG | 23 ~ 17 | 28.3 | 28.3 ~ 28.7 | 12 | 36 / 39 | 23 | 50 |
| | PG 29 | PGA29 - 06 | B | G | SG | 6.8 ~ 5 | 37 | 37 ~ 37.4 | 12 | 46 / 42 | 25 | 10 |
| | | PGA29 - 22 | B | G | SG | 22 ~ 16 | 37 | 37 ~ 37.4 | 12 | 46 / 42 | 25 | 10 |
| | | PGA29 - 25 | B | G | SG | 25 ~ 18 | 37 | 37 ~ 37.4 | 12 | 46 / 42 | 25 | 10 |
| | | PGA29L - 27 | B | G | SG | 27 ~ 22 | 37 | 37 ~ 37.4 | 12 | 46 / 45 | 28 | 10 |
| | PG 36 | PGA36 - 25 | B | G | SG | 25 ~ 21 | 47 | 47 ~ 47.4 | 15 | 57 / 52 | 30.5 | 10 |
| | | PGA36 - 30 | B | G | SG | 30 ~ 24 | 47 | 47 ~ 47.4 | 15 | 57 / 52 | 30.5 | 10 |
| | PG 48 | PGA48 - 46 | B | G | SG | 46 ~ 40 | 59.3 | 59.3 ~ 59.7 | 16 | 70 / 78 | 51 | 10 |
| | | PGA48 - 49 | B | G | SG | 51 ~ 44 | 59.3 | 59.3 ~ 59.7 | 16 | 70 / 78 | 51 | 10 |

# 210-2010 PG Cable Glands (B-Type)

PATENTED PG

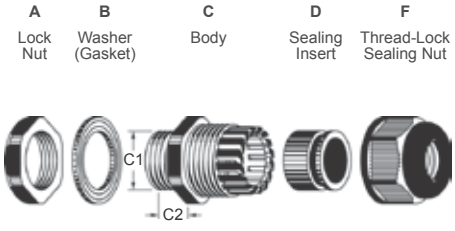

- Thread Type : PG, according to DIN 40430.
- Material Data : Halogen-free Nylon PA 66 ( Flammability UL 94V-2 ) for A.C.F parts. ( Contact us for Flammability V0 material )
  Weather-resistant EPDM rubbers for B.D parts. ( NBR rubber is optional for oil-resistance applications )
  Our black cable glands are suitable for outdoor use have been subjected to UV light exposure and water immersion same as UL746C (f1) rating.
  UV ( Irradiance 340 nm ) exposure is performed by using a xenon-arc weatherometer for 1000 hours and intermittent exposure to water spray.
- IP Protection : IP68 - 5 bar.
- Working Temp. : - 40 °C to 105 °C ( - 40 °F to 221 °F ). Short-Term to 160 °C ( 320 °F ).
- Application : The refined polyamide cable gland with AVC's special B-type clamping & sealing design has been proven its worth over the years providing strong strain relief & watertight performance over an entire cable range from their widest variety of body sizes & sealing inserts. Besides, AVC UL-certified cable glands have outstanding weather resistance and durability in outdoor / indoor cable entry applications which are suitably used for electrical and electronics technologies, machines, telecommunications, wireless networking ODUs, power supplies, switches, junction boxes, solar PV modules, inverters, lightings, displays, traffics, signals, surveillance cameras, measurings, sensors and any kind of equipment.

* Contact us for designing & ordering different sealing hole patterns with varying diameters. ( Sealing Inserts are not sold separately )
* AVC sealing inserts are available in split versions for mounting wires with pre-assembled terminals or connectors. ( Minimum order quantity is required )
* The **Washer ( Gasket )** and **Lock Nut** are all included in each cable gland, this saves additional ordering work and storage locations.

| Seal Holes | Thread | Cat. No. Sizes | Black RAL 9005 | Light Grey RAL 7035 | Silver Grey RAL 7001 | Cable Range mmϕ | Thread O. D. C1 mm | Panel Mounting Hole mm | Thread Length C2 mm | Spanner Size A / F mm | Body Min. I. D. mm | Std. Pkg. pcs |
|---|---|---|---|---|---|---|---|---|---|---|---|---|
| B TYPE | PG 7 | PGB7 - 05 | B | G | SG | 5.5 ~ 3 | 12.5 | 12.5 ~ 12.8 | 8 | 17 / 15 | 7 | 50 |
| | | PGB7 - 07 | B | G | SG | 6.8 ~ 4 | 12.5 | 12.5 ~ 12.8 | 8 | 17 / 15 | 7 | 50 |
| | PG 9 | PGB9 - 03 | B | G | SG | 3.1 ~ 2 | 15.2 | 15.2 ~ 15.5 | 8.5 | 22 / 19 | 8.5 | 50 |
| | | PGB9 - 05 | B | G | SG | 5.5 ~ 3 | 15.2 | 15.2 ~ 15.5 | 8.5 | 22 / 19 | 8.5 | 50 |
| | | PGB9 - 09 | B | G | SG | 8.2 ~ 4.5 | 15.2 | 15.2 ~ 15.5 | 8.5 | 22 / 19 | 8.5 | 50 |
| | PG 11 | PGB11 - 07 | B | G | SG | 7 ~ 4 | 18.6 | 18.6 ~ 18.9 | 9 | 24 / 22 | 11 | 50 |
| | | PGB11 - 10 | B | G | SG | 11 ~ 6 | 18.6 | 18.6 ~ 18.9 | 9 | 24 / 22 | 11 | 50 |
| | PG 13.5 | PGB13.5 - 08 | B | G | SG | 9 ~ 4.5 | 20.4 | 20.4 ~ 20.7 | 10 | 27 / 24 | 12.5 | 50 |
| | | PGB13.5 - 12 | B | G | SG | 12.5 ~ 6.5 | 20.4 | 20.4 ~ 20.7 | 10 | 27 / 24 | 12.5 | 50 |
| | PG 16 | PGB16 - 10 | B | G | SG | 11.2 ~ 5.5 | 22.5 | 22.5 ~ 22.8 | 10 | 30 / 27 | 14 | 50 |
| | | PGB16 - 14 | B | G | SG | 14 ~ 8 | 22.5 | 22.5 ~ 22.8 | 10 | 30 / 27 | 14 | 50 |
| | PG 21 | PGB21 - 16 | B | G | SG | 16.2 ~ 10.5 | 28.3 | 28.3 ~ 28.7 | 12 | 36 / 33 | 19 | 50 |
| | | PGB21 - 18 | B | G | SG | 18.5 ~ 13 | 28.3 | 28.3 ~ 28.7 | 12 | 36 / 33 | 19 | 50 |
| | PG 29 | PGB29 - 22 | B | G | SG | 22 ~ 16 | 37 | 37 ~ 37.4 | 15 | 46 / 42 | 25 | 10 |
| | | PGB29 - 25 | B | G | SG | 25 ~ 18 | 37 | 37 ~ 37.4 | 15 | 46 / 42 | 25 | 10 |
| | PG 36 | PGB36 - 25 | B | G | SG | 26.5 ~ 21 | 47 | 47 ~ 47.4 | 15 | 57 / 52 | 31.4 | 10 |
| | | PGB36 - 30 | B | G | SG | 31.4 ~ 24 | 47 | 47 ~ 47.4 | 15 | 57 / 52 | 31.4 | 10 |
| | PG 42 | PGB42 - 32 | B | G | SG | 32 ~ 26 | 54 | 54 ~ 54.4 | 15.5 | 64 / 62 | 41 | 10 |
| | | PGB42 - 39 | B | G | SG | 41 ~ 31 | 54 | 54 ~ 54.4 | 15.5 | 64 / 62 | 41 | 10 |
| | PG 48 | PGB48 - 38 | B | G | SG | 38 ~ 30 | 59.3 | 59.3 ~ 59.7 | 15.5 | 70 / 65 | 45 | 10 |
| | | PGB48 - 45 | B | G | SG | 45 ~ 35 | 59.3 | 59.3 ~ 59.7 | 15.5 | 70 / 65 | 45 | 10 |

# 210-2010 PF Cable Glands (A-Type)

PATENTED G(PF)



- Thread Type : G ( PF ), according to JIS B 0202.
- Material Data : Halogen-free Nylon PA 66 ( Flammability UL 94V-2 ) for A.C.E.F parts. ( Contact us for Flammability V0 material )
  Weather-resistant EPDM rubbers for B.D parts. ( NBR rubber is optional for oil-resistance applications )
  Our black cable glands are suitable for outdoor use have been subjected to UV light exposure and water immersion same as UL746C (f1) rating.
  UV ( Irradiance 340 nm ) exposure is performed by using a xenon-arc weatherometer for 1000 hours and intermittent exposure to water spray.
- IP Protection : IP68 - 5 bar.
- Working Temp. : - 40 °C to 105 °C ( - 40 °F to 221 °F ). Short-Term to 160 °C ( 320 °F ).
- Application : The refined polyamide cable gland with AVC's special A-type clamping & sealing design has been proven its worth over the years providing strong strain relief & watertight performance over an entire cable range ( 2 mm - 77 mm ) from their widest variety of body sizes & sealing inserts. Besides, AVC UL-certified cable glands have outstanding weather resistance and durability in outdoor / indoor cable entry applications which are suitably used for electrical and electronics technologies, machines, wireless networking ODUs, solar PV modules and any kind of equipment.

* Contact us for designing & ordering different sealing hole patterns with varying diameters. ( Sealing Inserts are not sold separately )
* AVC sealing inserts are available in split versions for mounting wires with pre-assembled terminals or connectors. ( Minimum order quantity is required )
* The **Washer ( Gasket )** and **Lock Nut** are all included in each cable gland, this saves additional ordering work and storage locations.

| Seal Holes | Thread | | Cat. No. Sizes | Black RAL 9005 | Light Grey RAL 7035 | Silver Grey RAL 7001 | Cable Range mmϕ | Thread O. D. C1 mm | Panel Mounting Hole mm | Thread Length C2 mm | Spanner Size A / F mm | Body Min. I. D. mm | Std. Pkg. pcs |
|---|---|---|---|---|---|---|---|---|---|---|---|---|---|
| A TYPE | G ( P F ( | 1/4 | FGA13 - 03 | B | G | SG | 3.1 ~ 2 | 13.157 | 13.2 ~ 13.4 | 9 | 19 / 19 | 8 | 50 |
| | | | FGA13 - 05 | B | G | SG | 5.3 ~ 3 | 13.157 | 13.2 ~ 13.4 | 9 | 19 / 19 | 8 | 50 |
| | | | FGA13 - 08 | B | G | SG | 7.8 ~ 4.5 | 13.157 | 13.2 ~ 13.4 | 9 | 19 / 19 | 8 | 50 |
| | | 3/8 | FGA17 - 06 | B | G | SG | 7 ~ 4 | 16.662 | 16.7 ~ 16.9 | 10 | 22 / 22 | 10.5 | 50 |
| | | | FGA17 - 10 | B | G | SG | 10 ~ 6 | 16.662 | 16.7 ~ 16.9 | 10 | 22 / 22 | 10.5 | 50 |
| | | 1/2 | FGA21S - 06 | B | G | SG | 7 ~ 4 | 20.955 | 21 ~ 21.2 | 10 | 27 / 22 | 10.5 | 50 |
| | | | FGA21L - 06 | B | G | SG | 6.6 ~ 4 | 20.955 | 21 ~ 21.2 | 10 | 27 / 27 | 14 | 50 |
| | | | FGA21H - 06 | B | G | SG | 6.6 ~ 4 | 20.955 | 21 ~ 21.2 | 15 | 27 / 27 | 14 | 50 |
| | | | FGA21LL - 06 | B | G | SG | 6.6 ~ 5 | 20.955 | 21 ~ 21.2 | 10 | 30 / 33 | 15 | 50 |
| | | | FGA21HL - 06 | B | G | SG | 6.6 ~ 5 | 20.955 | 21 ~ 21.2 | 15 | 30 / 33 | 15 | 50 |
| | | | FGA21M - 08 | B | G | SG | 8.8 ~ 5 | 20.955 | 21 ~ 21.2 | 10 | 27 / 24 | 12.5 | 50 |
| | | | FGA21S - 10 | B | G | SG | 10 ~ 6 | 20.955 | 21 ~ 21.2 | 10 | 27 / 22 | 10.5 | 50 |
| | | | FGA21L - 10 | B | G | SG | 11 ~ 7 | 20.955 | 21 ~ 21.2 | 10 | 27 / 27 | 14 | 50 |
| | | | FGA21H - 10 | B | G | SG | 11 ~ 7 | 20.955 | 21 ~ 21.2 | 15 | 27 / 27 | 14 | 50 |
| | | | FGA21LL - 10 | B | G | SG | 10.5 ~ 6 | 20.955 | 21 ~ 21.2 | 10 | 30 / 33 | 15 | 50 |
| | | | FGA21HL - 10 | B | G | SG | 10.5 ~ 6 | 20.955 | 21 ~ 21.2 | 15 | 30 / 33 | 15 | 50 |
| | | | FGA21M - 11 | B | G | SG | 12 ~ 7 | 20.955 | 21 ~ 21.2 | 10 | 27 / 24 | 12.5 | 50 |
| | | | FGA21L - 14 | B | G | SG | 14 ~ 9 | 20.955 | 21 ~ 21.2 | 10 | 27 / 27 | 14 | 50 |
| | | | FGA21H - 14 | B | G | SG | 14 ~ 9 | 20.955 | 21 ~ 21.2 | 15 | 27 / 27 | 14 | 50 |
| | | | FGA21LL - 14 | B | G | SG | 14.7 ~ 9 | 20.955 | 21 ~ 21.2 | 10 | 30 / 33 | 15 | 50 |
| | | | FGA21HL - 14 | B | G | SG | 14.7 ~ 9 | 20.955 | 21 ~ 21.2 | 15 | 30 / 33 | 15 | 50 |
| | | | FGA21LL - 15 | B | G | SG | 15 ~ 11 | 20.955 | 21 ~ 21.2 | 10 | 30 / 33 | 15 | 50 |
| | | | FGA21HL - 15 | B | G | SG | 15 ~ 11 | 20.955 | 21 ~ 21.2 | 15 | 30 / 33 | 15 | 50 |
| | | 3/4 | FGA26S - 06 | B | G | SG | 6.6 ~ 4 | 26.441 | 26.5 ~ 26.8 | 12 | 33 / 27 | 14 | 50 |
| | | | FGA26 - 06 | B | G | SG | 6.6 ~ 5 | 26.441 | 26.5 ~ 26.8 | 12.5 | 33 / 33 | 19 | 50 |
| | | | FGA26L - 06 | B | G | SG | 6.5 ~ 4.8 | 26.441 | 26.5 ~ 26.8 | 15 | 33 / 39 | 20 | 50 |
| | | | FGA26S - 10 | B | G | SG | 11 ~ 7 | 26.441 | 26.5 ~ 26.8 | 12 | 33 / 27 | 14 | 50 |
| | | | FGA26 - 10 | B | G | SG | 10.5 ~ 6 | 26.441 | 26.5 ~ 26.8 | 12.5 | 33 / 33 | 19 | 50 |
| | | | FGA26L - 10 | B | G | SG | 10.4 ~ 7.5 | 26.441 | 26.5 ~ 26.8 | 15 | 33 / 39 | 20 | 50 |
| | | | FGA26S - 14 | B | G | SG | 14 ~ 9 | 26.441 | 26.5 ~ 26.8 | 12 | 33 / 27 | 14 | 50 |
| | | | FGA26 - 14 | B | G | SG | 14.7 ~ 9 | 26.441 | 26.5 ~ 26.8 | 12.5 | 33 / 33 | 19 | 50 |
| | | | FGA26L - 14 | B | G | SG | 14.7 ~ 10.5 | 26.441 | 26.5 ~ 26.8 | 15 | 33 / 39 | 20 | 50 |
| | | | FGA26 - 16 | B | G | SG | 16 ~ 12 | 26.441 | 26.5 ~ 26.8 | 12.5 | 33 / 33 | 19 | 50 |
| | | | FGA26L - 16 | B | G | SG | 16 ~ 12 | 26.441 | 26.5 ~ 26.8 | 15 | 33 / 39 | 20 | 50 |
| | | | FGA26 - 18 | B | G | SG | 18 ~ 14 | 26.441 | 26.5 ~ 26.8 | 12.5 | 33 / 33 | 19 | 50 |
| | | | FGA26L - 19 | B | G | SG | 19.5 ~ 14.5 | 26.441 | 26.5 ~ 26.8 | 15 | 33 / 39 | 20 | 50 |
| | | 1 | FGA33S - 06 | B | G | SG | 6.6 ~ 5 | 33.249 | 33.3 ~ 33.6 | 12 | 42 / 33 | 19 | 10 |
| | | | FGA33 - 06 | B | G | SG | 6.8 ~ 5 | 33.249 | 33.3 ~ 33.6 | 15 | 42 / 42 | 25 | 10 |
| | | | FGA33S - 10 | B | G | SG | 10.5 ~ 6 | 33.249 | 33.3 ~ 33.6 | 12 | 42 / 33 | 19 | 10 |
| | | | FGA33S - 14 | B | G | SG | 14.7 ~ 9 | 33.249 | 33.3 ~ 33.6 | 12 | 42 / 33 | 19 | 10 |
| | | | FGA33S - 16 | B | G | SG | 16 ~ 12 | 33.249 | 33.3 ~ 33.6 | 12 | 42 / 33 | 19 | 10 |
| | | | FGA33S - 18 | B | G | SG | 18 ~ 14 | 33.249 | 33.3 ~ 33.6 | 12 | 42 / 33 | 19 | 10 |
| | | | FGA33 - 22 | B | G | SG | 22 ~ 16 | 33.249 | 33.3 ~ 33.6 | 15 | 42 / 42 | 25 | 10 |
| | | | FGA33 - 25 | B | G | SG | 25 ~ 18 | 33.249 | 33.3 ~ 33.6 | 15 | 42 / 42 | 25 | 10 |
| | | | FGA33L - 27 | B | G | SG | 27 ~ 22 | 33.249 | 33.3 ~ 33.6 | 15 | 42 / 45 | 27 | 10 |
| | | 1 1/4 | FGA42 - 25 | B | G | SG | 25 ~ 21 | 41.91 | 42 ~ 42.3 | 15 | 53 / 52 | 32 | 10 |
| | | | FGA42 - 30 | B | G | SG | 30 ~ 24 | 41.91 | 42 ~ 42.3 | 15 | 53 / 52 | 32 | 10 |
| | | 1 1/2 | FGA48 - 32 | B | G | SG | 32 ~ 26 | 47.803 | 48 ~ 48.4 | 20 | 57 / 62 | 41 | 10 |
| | | | FGA48 - 39 | B | G | SG | 41 ~ 31 | 47.803 | 48 ~ 48.4 | 20 | 57 / 62 | 41 | 10 |
| | | 2 | FGA60 - 46 | B | G | SG | 46 ~ 40 | 59.614 | 60 ~ 60.4 | 20 | 70 / 76 | 51 | 10 |
| | | | FGA60 - 49 | B | G | SG | 51 ~ 44 | 59.614 | 60 ~ 60.4 | 20 | 70 / 76 | 51 | 10 |
| | | 3 | FGA88 - 68 | B | G | SG | 68 ~ 58 | 87.884 | 88 ~ 89 | 25 | 110 / 110 | 78 | 2 |
| | | | FGA88 - 77 | B | G | SG | 77 ~ 66 | 87.884 | 88 ~ 89 | 25 | 110 / 110 | 78 | 2 |

# 210-2010 PF Cable Glands (B-Type)

PATENTED

G (PF)

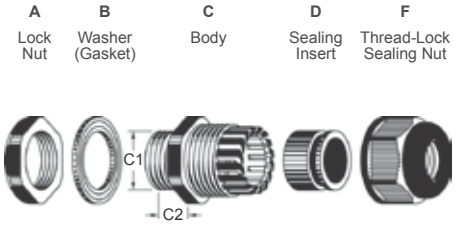

- Thread Type : G ( PF ), according to JIS B 0202.
- Material Data : Halogen-free Nylon PA 66 ( Flammability UL 94V-2 ) for A.C.F parts. ( Contact us for Flammability V0 material )
  Weather-resistant EPDM rubbers for B.D parts. ( NBR rubber is optional for oil-resistance applications )
  Our black cable glands are suitable for outdoor use have been subjected to UV light exposure and water immersion same as UL746C (f1) rating.
  UV ( Irradiance 340 nm ) exposure is performed by using a xenon-arc weatherometer for 1000 hours and intermittent exposure to water spray.
- IP Protection : IP68 - 5 bar.
- Working Temp. : - 40 °C to 105 °C ( - 40 °F to 221 °F ). Short-Term to 160 °C ( 320 °F ).
- Application : The refined polyamide cable gland with AVC's special B-type clamping & sealing design has been proven its worth over the years providing strong strain relief & watertight performance over an entire cable range from their widest variety of body sizes & sealing inserts. Besides, AVC UL-certified cable glands have outstanding weather resistance and durability in outdoor / indoor cable entry applications which are suitably used for electrical and electronics technologies, machines, wireless networking ODUs, solar PV modules and any kind of equipment.

* Contact us for designing & ordering different sealing hole patterns with varying diameters. ( Sealing Inserts are not sold separately )
* AVC sealing inserts are available in split versions for mounting wires with pre-assembled terminals or connectors. ( Minimum order quantity is required )
* The **Washer ( Gasket )** and **Lock Nut** are all included in each cable gland, this saves additional ordering work and storage locations.

| Seal Holes | Thread | | Cat. No. Sizes | Black RAL 9005 | Light Grey RAL 7035 | Silver Grey RAL 7001 | Cable Range mmϕ | Thread O. D. C1 mm | Panel Mounting Hole mm | Thread Length C2 mm | Spanner Size A / F mm | Body Min. I. D. mm | Std. Pkg. pcs |
|---|---|---|---|---|---|---|---|---|---|---|---|---|---|
| B TYPE | G ) P F ( | 1/4 | FGB13 - 05 | B | G | SG | 5.5 ~ 3 | 13.157 | 13.2 ~ 13.4 | 8 | 19 / 15 | 7 | 50 |
| | | | FGB13 - 07 | B | G | SG | 6.8 ~ 4 | 13.157 | 13.2 ~ 13.4 | 8 | 19 / 15 | 7 | 50 |
| | | 3/8 | FGB17 - 07 | B | G | SG | 7 ~ 4 | 16.662 | 16.7 ~ 16.9 | 10 | 22 / 22 | 11 | 50 |
| | | | FGB17 - 10 | B | G | SG | 11 ~ 6 | 16.662 | 16.7 ~ 16.9 | 10 | 22 / 22 | 11 | 50 |
| | | 1/2 | FGB21S - 07 | B | G | SG | 7 ~ 4 | 20.955 | 21 ~ 21.2 | 10 | 27 / 22 | 11 | 50 |
| | | | FGB21M - 08 | B | G | SG | 9 ~ 4.5 | 20.955 | 21 ~ 21.2 | 10 | 27 / 24 | 12.5 | 50 |
| | | | FGB21S - 10 | B | G | SG | 11 ~ 6 | 20.955 | 21 ~ 21.2 | 10 | 27 / 22 | 11 | 50 |
| | | | FGB21L - 10 | B | G | SG | 11.2 ~ 5.5 | 20.955 | 21 ~ 21.2 | 12 | 27 / 27 | 14 | 50 |
| | | | FGB21M - 12 | B | G | SG | 12.5 ~ 6.5 | 20.955 | 21 ~ 21.2 | 10 | 27 / 24 | 12.5 | 50 |
| | | | FGB21L - 14 | B | G | SG | 14 ~ 8 | 20.955 | 21 ~ 21.2 | 12 | 27 / 27 | 14 | 50 |
| | | 3/4 | FGB26 - 16 | B | G | SG | 16.2 ~ 10.5 | 26.441 | 26.5 ~ 26.8 | 12 | 33 / 33 | 19 | 50 |
| | | | FGB26 - 18 | B | G | SG | 18.5 ~ 13 | 26.441 | 26.5 ~ 26.8 | 12 | 33 / 33 | 19 | 50 |
| | | 1 | FGB33 - 22 | B | G | SG | 22 ~ 16 | 33.249 | 33.3 ~ 33.6 | 13.5 | 42 / 42 | 25 | 10 |
| | | | FGB33 - 25 | B | G | SG | 25 ~ 18 | 33.249 | 33.3 ~ 33.6 | 13.5 | 42 / 42 | 25 | 10 |
| | | 1 1/4 | FGB42 - 25 | B | G | SG | 26.5 ~ 21 | 41.91 | 42 ~ 42.3 | 15 | 53 / 52 | 31.2 | 10 |
| | | | FGB42 - 30 | B | G | SG | 31.2 ~ 24 | 41.91 | 42 ~ 42.3 | 15 | 53 / 52 | 31.2 | 10 |

# 210-2010 NPT Cable Glands (A&B-Type)

PATENTED NPT

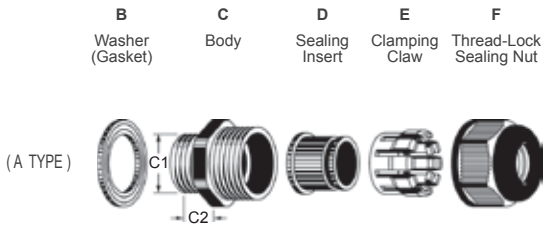


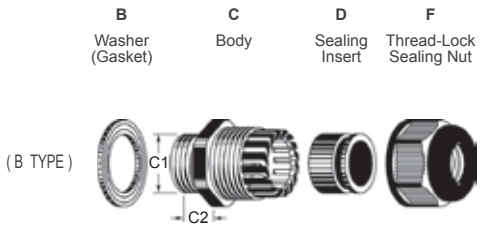

- Thread Type : NPT ( Without lock nut ) , according to ANSI B2.1.
- Material Data : Halogen-free Nylon PA 66 ( Flammability UL 94V-2 ) for C.E.F parts. ( Contact us for Flammability V0 material )
  Weather-resistant EPDM rubbers for B.D parts. ( NBR rubber is optional for oil-resistance applications )
  Our black cable glands are suitable for outdoor use have been subjected to UV light exposure and water immersion same as UL746C (f1) rating.
  UV ( Irradiance 340 nm ) exposure is performed by using a xenon-arc weatherometer for 1000 hours and intermittent exposure to water spray.
- IP Protection : IP68 - 5 bar.
- Working Temp. : - 40 °C to 105 °C ( - 40 °F to 221 °F ). Short-Term to 160 °C ( 320 °F ).
- Application : The refined polyamide cable gland with AVC's special A or B-type clamping & sealing design has been proven its worth over the years providing strong strain relief & watertight performance over an entire cable range from their wide variety of body sizes & sealing inserts. Besides, AVC UL-certified cable glands have outstanding weather resistance and durability in outdoor / indoor cable entry applications which are suitably used for electrical and electronics technologies, machines, telecommunications, wireless networking ODUs, power supplies, switches, junction boxes, solar PV modules, inverters, lightings, displays, traffics, signals, surveillance cameras, measurings, sensors, plant engineerings, installations and any kind of equipment.

* Contact us for designing & ordering different sealing hole patterns with varying diameters. ( Sealing Inserts are not sold separately )
* AVC sealing inserts are available in split versions for mounting wires with pre-assembled terminals or connectors. ( Minimum order quantity is required )

| Seal Holes | Thread | Cat. No. Sizes | Black RAL 9005 | Light Grey RAL 7035 | Silver Grey RAL 7001 | Cable Range mmϕ | Thread O. D. C1 mm | Panel Mounting Hole mm | Thread Length C2 mm | Spanner Size A / F mm | Body Min. I. D. mm | Std. Pkg. pcs |
|---|---|---|---|---|---|---|---|---|---|---|---|---|
| A TYPE | NPT 3/8 | NPA17 - 06 | B | G | SG | 7 ~ 4 | 17.055 | - | 13 | 22 / 22 | 10.5 | 50 |
| | | NPA17 - 10 | B | G | SG | 10 ~ 6 | 17.055 | - | 13 | 22 / 22 | 10.5 | 50 |
| | NPT 1/2 | NPA21 - 06 | B | G | SG | 6.6 ~ 4 | 21.223 | - | 13 | 27 / 27 | 14 | 50 |
| | | NPA21 - 10 | B | G | SG | 11 ~ 7 | 21.223 | - | 13 | 27 / 27 | 14 | 50 |
| | | NPA21 - 14 | B | G | SG | 14 ~ 9 | 21.223 | - | 13 | 27 / 27 | 14 | 50 |
| | NPT 3/4 | NPA26 - 06 | B | G | SG | 6.6 ~ 5 | 26.568 | - | 15 | 33 / 33 | 19 | 50 |
| | | NPA26 - 10 | B | G | SG | 10.5 ~ 6 | 26.568 | - | 15 | 33 / 33 | 19 | 50 |
| | | NPA26 - 14 | B | G | SG | 14.7 ~ 9 | 26.568 | - | 15 | 33 / 33 | 19 | 50 |
| | | NPA26 - 16 | B | G | SG | 16 ~ 12 | 26.568 | - | 15 | 33 / 33 | 19 | 50 |
| | | NPA26 - 18 | B | G | SG | 18 ~ 14 | 26.568 | - | 15 | 33 / 33 | 19 | 50 |
| | NPT 1 | NPA33 - 06 | B | G | SG | 6.8 ~ 5 | 33.227 | - | 17 | 42 / 42 | 25 | 10 |
| | | NPA33 - 22 | B | G | SG | 22 ~ 16 | 33.227 | - | 17 | 42 / 42 | 25 | 10 |
| | | NPA33 - 25 | B | G | SG | 25 ~ 18 | 33.227 | - | 17 | 42 / 42 | 25 | 10 |
| B TYPE | NPT 3/8 | NPB17 - 07 | B | G | SG | 7 ~ 4 | 17.055 | - | 15 | 22 / 22 | 11 | 50 |
| | | NPB17 - 10 | B | G | SG | 11 ~ 6 | 17.055 | - | 15 | 22 / 22 | 11 | 50 |
| | NPT 1/2 | NPB21 - 10 | B | G | SG | 11.2 ~ 5.5 | 21.223 | - | 15 | 27 / 27 | 14 | 50 |
| | | NPB21 - 14 | B | G | SG | 14 ~ 8 | 21.223 | - | 15 | 27 / 27 | 14 | 50 |
| | NPT 3/4 | NPB26 - 16 | B | G | SG | 16.2 ~ 10.5 | 26.568 | - | 15 | 33 / 33 | 19 | 50 |
| | | NPB26 - 18 | B | G | SG | 18.5 ~ 13 | 26.568 | - | 15 | 33 / 33 | 19 | 50 |
| | NPT 1 | NPB33 - 22 | B | G | SG | 22 ~ 16 | 33.227 | - | 17 | 42 / 42 | 25 | 10 |
| | | NPB33 - 25 | B | G | SG | 25 ~ 18 | 33.227 | - | 17 | 42 / 42 | 25 | 10 |
| | NPT 1 1/4 | NPB42 - 25 | B | G | SG | 26.5 ~ 21 | 41.984 | - | 17 | 53 / 52 | 32 | 10 |
| | | NPB42 - 30 | B | G | SG | 32 ~ 24 | 41.984 | - | 17 | 53 / 52 | 32 | 10 |