The Data of Connection Threads

ISO Metric EN 60423

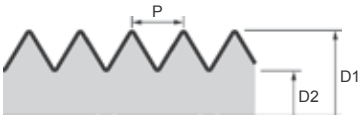

Metric	Pitch P mm	Outside Diameter D1 ϕmm	Minor Diameter D2 ϕmm	Recommended Drill Size ϕmm	Panel Mounting Hole ϕmm
M6	1	6	4.917	5.1	6 ~ 6.3
M8	1.25	8	6.647	6.8	8 ~ 8.3
M10	1.5	10	8.376	8.6	10 ~ 10.3
M12	1.5	12	10.376	10.6	12 ~ 12.3
M16	1.5	16	14.376	14.6	16 ~ 16.3
M20	1.5	20	18.376	18.6	20 ~ 20.3
M25	1.5	25	23.376	23.6	25 ~ 25.4
M32	1.5	32	30.376	30.6	32 ~ 32.4
M40	1.5	40	38.376	38.6	40 ~ 40.4
M50	1.5	50	48.376	48.6	50 ~ 50.4
M63	1.5	63	61.376	61.6	63 ~ 63.4
M75	1.5	75	73.376	73.6	75 ~ 75.6
M75	2	75	72.835	73.1	75 ~ 75.6
M90	2	90	87.835	88.1	90 ~ 91
M100	2	100	97.835	98.1	100 ~ 101

PG Thread DIN 40430

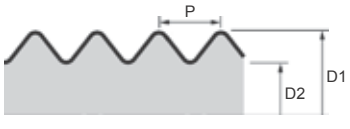

PG	Pitch P mm	Outside Diameter D1 ϕmm	Minor Diameter D2 ϕmm	Recommended Drill Size ϕmm	Panel Mounting Hole ϕmm
PG 7	1.27	12.5	11.28	11.4	12.5 ~ 12.8
PG 9	1.41	15.2	13.86	14	15.2 ~ 15.5
PG 11	1.41	18.6	17.26	17.4	18.6 ~ 18.9
PG 13.5	1.41	20.4	19.06	19.2	20.4 ~ 20.7
PG 16	1.41	22.5	21.16	21.3	22.5 ~ 22.8
PG 21	1.588	28.3	26.78	27	28.3 ~ 28.7
PG 29	1.588	37	35.48	35.7	37 ~ 37.4
PG 36	1.588	47	45.48	45.7	47 ~ 47.4
PG 42	1.588	54	52.48	52.7	54 ~ 54.4
PG 48	1.588	59.3	57.78	58	59.3 ~ 59.7

G Thread (PF) JIS B 0202

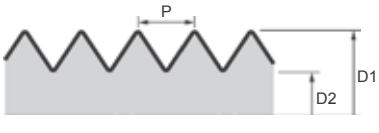

Relate Size for Parallel Threads

G : JIS B 0202
PF : JIS B 0202 / ISO 288-1 / DIN 259
BSPP / BSPF : BS 2779
BSP : BS 21
PS : JIS B 0203 / ISO 7-1 / DIN 2999

G (PF)	Pitch P mm	Outside Diameter D1 ϕmm	Minor Diameter D2 ϕmm	Recommended Drill Size ϕmm	Panel Mounting Hole ϕmm
PF 1/4	1.337	13.157	11.445	11.8	13.2 ~ 13.4
PF 3/8	1.337	16.662	14.950	15.3	16.7 ~ 16.9
PF 1/2	1.814	20.955	18.631	19	21 ~ 21.2
PF 3/4	1.814	26.441	24.117	24.5	26.5 ~ 26.8
PF 1	2.309	33.249	30.291	30.8	33.3 ~ 33.6
PF 1 1/4	2.309	41.910	38.952	39.5	42 ~ 42.3
PF 1 1/2	2.309	47.803	44.845	45.3	48 ~ 48.4
PF 2	2.309	59.614	56.656	57	60 ~ 60.4
PF 2 1/2	2.309	75.184	72.226	72.6	75.2 ~ 75.6
PF 3	2.309	87.884	84.926	85.3	88 ~ 89

NPT Thread ANSI B2.1

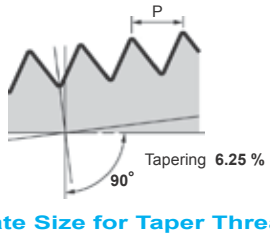

Relate Size for Taper Threads

NPT : ANSI B1.20.1 / ANSI B2.1
NPTF : ANSI B1.20.3 / ANSI B2.2
NPSH : ANSI B1.20.3 / ANSI B2.1
BSPT : BS 21
PT : JIS B 0203 / ISO 7-1 / DIN2999

NPT	Pitch P mm	Outside Diameter ϕmm	Recommended Drill Size ϕmm	Panel Mounting Hole ϕmm
NPT 1/4	1.411	13.616	11.1	13.9 ~ 14.1
NPT 3/8	1.411	17.055	14.5	17.2 ~ 17.4
NPT 1/2	1.814	21.223	17.8	21.4 ~ 21.7
NPT 3/4	1.814	26.568	23	26.8 ~ 27.1
NPT 1	2.208	33.227	29	33.5 ~ 33.8
NPT 1 1/4	2.208	41.984	38	42.3 ~ 42.7
NPT 1 1/2	2.208	48.053	44	48.5 ~ 48.9
NPT 2	2.208	60.091	56	60.5 ~ 60.9

Dimensions and specifications may be changed without prior notice.